

Accessing Work from home – Using the Student Portal

1. Go to the link below – this is also on the school website and Twitter.

Student Portal Link

www.tinyurl.com/chsstudentportal

2. Login with your email address and school password. 'yourusername' is the login/ username you use to login into the computer in school. E.g. Natalie Smith's would be 17smihag@cockshuthill.org.uk

Email Address

yourusername@cockshuthill.org.uk

3. You will see a links dashboard with links to lots of website you can use to further your learning.



One Drive



Seneca Learning



TTRockstars






Accelerated Reader



4. Below this will be your year group folder for the year group you are in. Click on your year group folder.

name	created	created by
 Year 9	5 days ago	Aidan Cockerill




5. Click on the subject for the lesson you were meant to have today.

 Art	5 days ago	Aidan Cockerill
 Computer Studies	5 days ago	Aidan Cockerill
 Dance	9 hours ago	Natalie.Thompson

6. Click on your class name with your teacher

 9C-Cp1 - Miss Hagan	10 hours ago	Natalie.Thompson
 9C-Cp2 - Ms. Molloy	10 hours ago	Natalie.Thompson

7. Inside this folder will be a dated folder which includes instructions on the work you are to complete for this lesson. You should be choosing today's date or any previous dates that you have not yet completed.

 11.03.2020	 	A few seconds ago
--	---	-------------------